



# ***2017 Kaua'i Farmer & Rancher Survey Report***

*Released November 2017 by Malama Kaua'i*

## **Table of Contents**

<b>Introduction &amp; Background.....</b>	<b>1</b>
<b>The Overall Results.....</b>	<b>2-3</b>
<b>Farmer / Rancher Comments.....</b>	<b>4-5</b>
<b>Results by Location.....</b>	<b>6-11</b>
District 14.....	6
District 15.....	8
District 16.....	9
<b>Results by Experience Level.....</b>	<b>11-14</b>
Beginning.....	11
Professional.....	13
<b>Results by Special Interest Categories.....</b>	<b>15-20</b>
Native Hawaiian.....	15
Socially Disadvantaged.....	17
Limited Resource.....	19
<b>Farming &amp; Ranching Associations on Kaua'i.....</b>	<b>21</b>
<b>Recommendations.....</b>	<b>22</b>



## Introduction & Background

With government commitment to increasing food production expanding at all levels, a deeper connection to farmers to understand their needs and barriers is critical. While the 2017 Ag Census will begin in December, this survey should provide a small insight into the current needs of farmers.

According to the Hawai'i Agricultural Census, in 2012 there were 591 farms on Kaua'i; of these, 59% were 1 to 9 acres in size, 26% were 10 to 49 acres, and just 15% of farms were at least 50 acres or larger.<sup>1</sup> With over half of Kaua'i's food producing farms at less than 10 acres in size, and three quarters of them at less than 50 acres, it is clear that small-scale farms have been leading the way in terms of the island's food production. According to the State of Hawai'i Department of Agriculture and the 2012 Ag Census, statewide data is consistent with Kaua'i metrics - 64% of farmers that grow fresh produce statewide have annual produce sales of \$25,000 or less.

Considering this overwhelming market presence of small farming operations, trends in the production capacity of Kauai's farms provide a troubling metric for examination. From 2007 to 2012, Kaua'i saw its total number of farms decreased by 32%, its total harvested cropland decreased by 36%, and at the same time, experienced its average per farm cost of production increase by an alarming 52%.<sup>2</sup>

Throughout Summer 2017, Malama Kaua'i surveyed over 100 farmers and ranchers across the island of Kaua'i through online questionnaires and in-person interviews. The purpose of this survey was to identify the major operational challenges for food-producing farms. Encompassed in the report below are the results of the sample who completed the survey; their answers will guide Malama Kaua'i's strategic planning process in developing new programs that seek to address the obstacles of food production for the farming community on Kaua'i.

Given the survey's intended focus on food-producing farm operations, farmers of non-food crops, such as those in the floral and seed industries, were not included in the sample size. Considering this, the reported results and survey analysis below are not intended to represent an empirical assessment of all production farms on Kaua'i.

A big mahalo to those who actively helped gather and report on these results to help Kaua'i's food producers: Avery Moyler, MS in Public Policy Intern; Jared Miller, Development AmeriCorps VISTA; Lana Vali, Project Coordinator.

---

<sup>1</sup>[https://www.agcensus.usda.gov/Publications/2012/Full\\_Report/Volume\\_1,\\_Chapter\\_2\\_County\\_Level/Hawaii/st15\\_2\\_001\\_001.pdf](https://www.agcensus.usda.gov/Publications/2012/Full_Report/Volume_1,_Chapter_2_County_Level/Hawaii/st15_2_001_001.pdf)

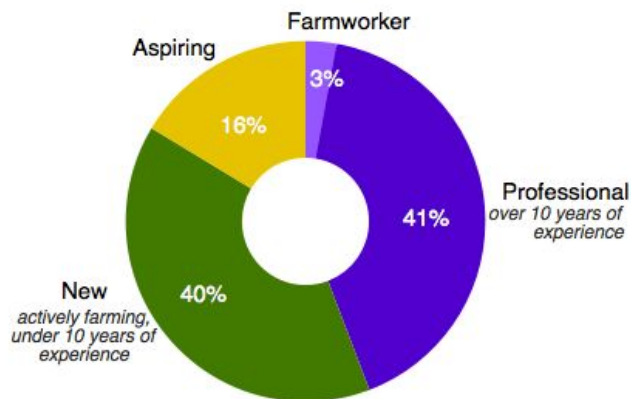
<sup>2</sup> [https://www.agcensus.usda.gov/Publications/2012/Full\\_Report/Volume\\_1,\\_Chapter\\_2\\_County\\_Level/Hawaii/](https://www.agcensus.usda.gov/Publications/2012/Full_Report/Volume_1,_Chapter_2_County_Level/Hawaii/)



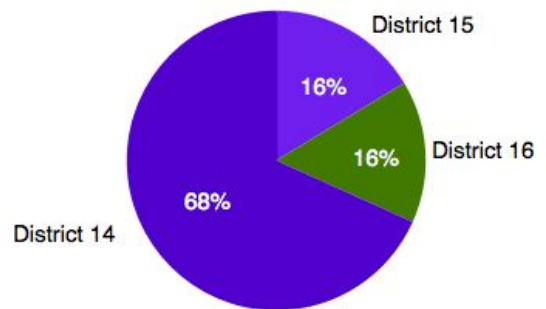
## The Overall Results

104 aspiring and current farmers and ranchers completed the survey, with just over 2/3 of participants coming from District 14. 59% of survey takers identified as new or aspiring farmers and ranchers, having accumulated less than 10 years of practical experience in the field. Additionally, 50% of respondents work on or operate a farm less than 10 acres in size.

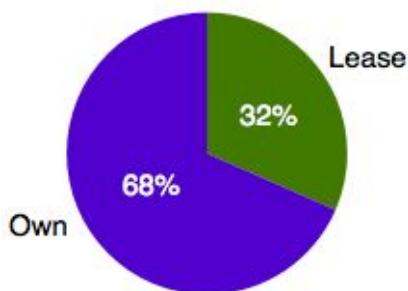
**Farmer Experience Level**



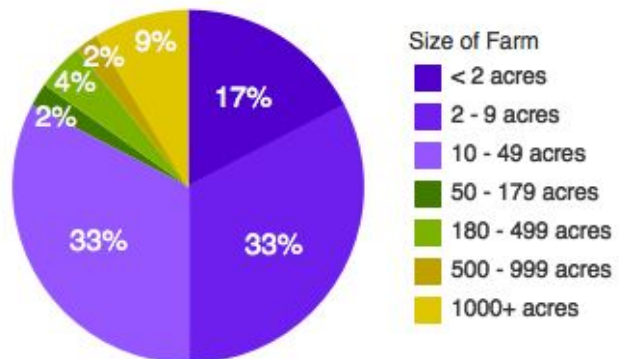
**Farmers by District**



**Own or Lease Farm**



**Farm Size**





#### Top Types of Ag CURRENTLY Involved In:

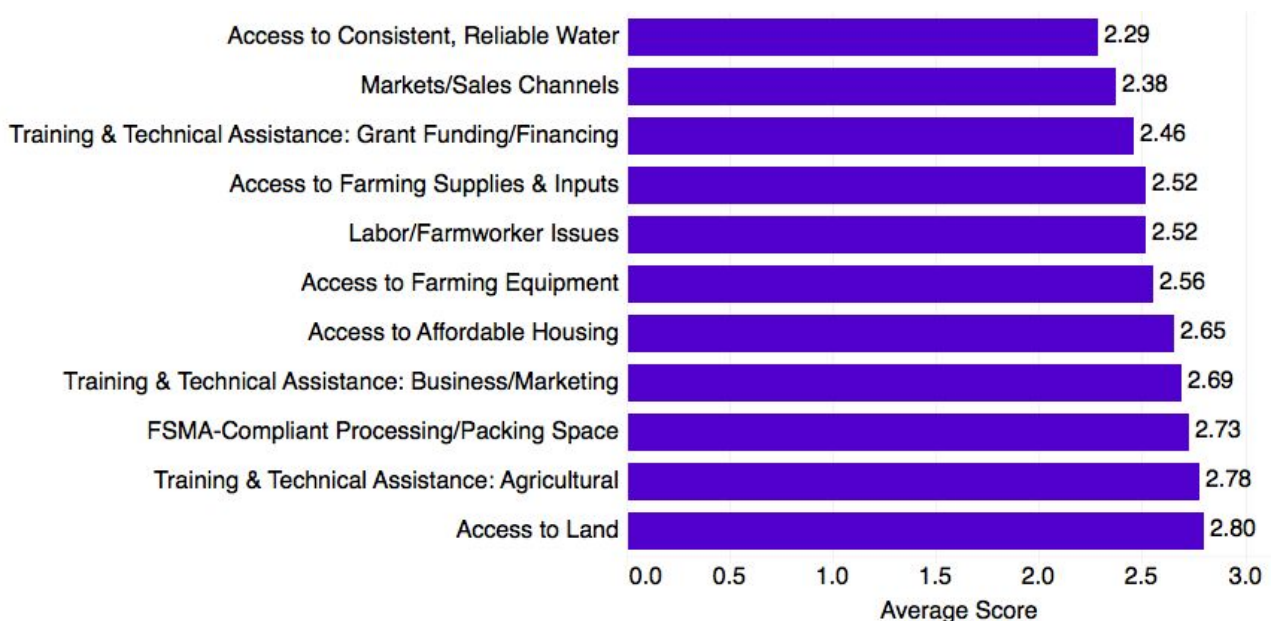
1. Diversified Vegetable/Crop Production
2. Agroforestry/Forestry/Orchards
3. Value-Added Processing
4. Small Livestock
5. Nursery/Plants

#### Top Types of Ag Desired to EXPAND to:

1. Value-Added Processing
2. Apiary/Beekeeping
3. Small Livestock
4. Diversified Vegetable/Crop Production
5. Certified Organic

#### Which are the Most Important Barriers that Need to be Addressed

We asked farmers and ranchers to rate each barrier individually from 1 (Most Important) to 5 (Not At All Important), and their ranking suggests the following issues as most important to them. Barriers ranked as most important are found at the top of the graph:

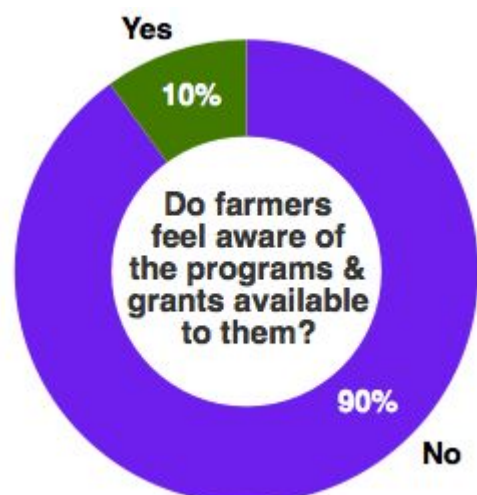


#### Top BUSINESS SKILLS Interested in Learning:

1. Grant Funding & Financing Options
2. Expanding to Value-Added Products
3. Farm Business Planning
4. Farm Financials Development/Management
- Marketing & Sales
- Agritourism

#### Top LEARNING METHODS Preferred:

1. 1-on-1 On-Farm Consulting/Mentoring
2. One-Time Group Workshops/Classes
3. On-Farm Tours/Demonstrations
4. Multi-Session Educational Programs
5. Panel Discussions/Open Forums/Farmer Networking





## Farmer & Rancher Survey Comments

Individual farmer/rancher responses to *“Is there anything else you’d like to tell us about obstacles you face and how you can best be supported to start or expand your farming operations?”*:

### Government Support & Relations

- Make it easier to convert to Ag. land taxes without a big fence and cattle and without having the whole area planted.
- Gentrification happening on ag lands is a huge problem that needs to be addressed immediately
- We would like to have very clear answers from the State and County how to obtain the aforementioned and grants, funds, building a farm/farm dwellings
- Government (esp. the state) needs to be more transparent and willing to work with farmers. They should also trust the farmers' expert information and try to find balance with the concerns of the community to find a way forward toward steady local food production. Don't run scared or else we'll never be able to produce much of anything.
- USDA regulations have stopped our production of meat birds. We cannot proceed further without a major investment in one time certifications. These requirements have already been waived for the two other meat bird interests in state, why not us too?
- County Econ Dev Office clueless and without any experience in how to develop new economic sectors, land available for leasing w/road access & electricity, access to affordable water - potable & irrigation, County permitting process for shade cloth and green houses, County EcDev focused primarily on maintaining profitability of tourism and associated real estate speculation profits
- Eliminate governmental regulation
- County zoning laws are inconsistent with State Agricultural zoning, this creates considerable amounts of red tape.
- Reduce regulatory burden by government agencies
- State taxes and other requirements are onerous

### Land Access

- Access to land has been my biggest hurdle. I had a lease on some land, it fell through. I thought I had time to develop some interesting and potentially lucrative new crops, and now I have plants & plans but nowhere to go with them. Really how does one farm when land is at least \$100k an acre and is bought and sold as financial assets by the wealthy of the planet? It's just not economically feasible without outside funding to secure the land.
- People need affordable access to land!
- Need more funding to purchase land and equipment
- Low income required, long-term low rate financing for buying a farm is the most critical aspect that would allow us to farm. What we have now is too small.
- Constant influx of people coming here from other places with money to buy land displacing local and Hawaiian farmers. Sometimes they buy the land to farm, sometimes for their houses. Get wolfers coming over talking about buying land to farm; we get plenty farmers here already who



know the place, the water, the culture and cannot afford land to farm, or get land for farm, but not to live. Either way they are the biggest barrier to people in Hawaii being able to afford to farm, continue to farm, and make farming a liveable option for our keiki. We are being priced out. At least kalo farming hasn't been taken over yet, but we worry, we've seen what has happened already. Already taro lands are feeling the price push from the housing market, and these are swampy places.

### **Farmer & Farmworker Housing**

- Farmers need to live on their farm!!! We don't need large houses, and small off grid homes need to be allowed with cheaper permitting. Simple off grid living needs to be allowed with grey water systems, composting toilets, etc. To tie in a home into centralized sewer, water and electrical, etc is too expensive! I could talk for a long time about this!! ... Let's get Farmers on their farms again!
- Requirements for farm worker housing are onerous.
- I'd like to have a clearer understanding of the county regulations for farm worker housing / ag shed requirements and know there is one dedicated place for all of this information that is not the county website.
- My wife and I also work other full time jobs- Difficult to manage all, Really would like to have housing option on our ag zoned land so our son and his family can live on land and help us
- The farm must have a dwelling as we cannot afford 2 places (cannot have 1 to farm and 1 to live).
- Restrictive farm worker housing law.

### **Labor**

- Better access to qualified interns with an interest in farming as a career
- We can use one or two friendly hardworking hands to work trade.

### **Marketing & Value-Added Production**

- unsure what will sell
- certified kitchen information
- The value added agricultural products niche is huge, so much potential, it feels like paddling upstream with limited resources for expanding.... the world wants what Kauai produces

### **Technical Assistance**

- Better and more consistent support from the University
- Technical assistance...a visit every 4 months something like that would be very welcome and time and money well spent...
- Support identifying disease and pest problems

### **Other**

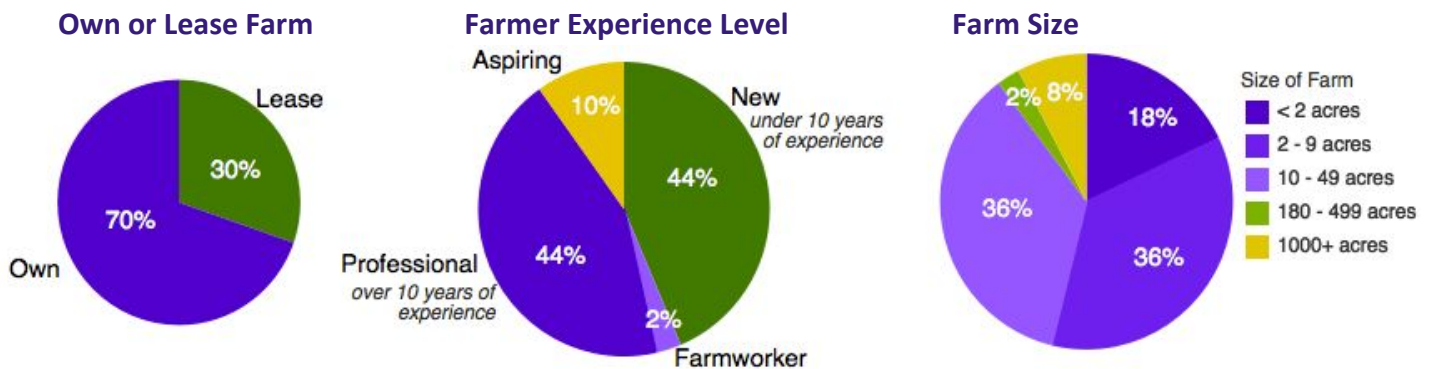
- We are not a typical organization and resources to begin operation are limited
- Green energy systems on farms. Farm relevant accounting programs that can be used on iphones.
- School lunches should be mandatory to use local as much as possible. Our kids should eat healthy everyday at school.
- Feral pig control
- The river is dammed, flow is minimal. We cannot afford heavy equipment for quarterly chores.
- Our main obstacles are time; my husband and I do everything ourselves on our property, but work, home construction projects and family obligations keep us from having all the time we would like for beekeeping and farming. We want to keep our operation small and manageable.
- Making time/the leap to pursue a small farm/homestead lifestyle while working a "regular 40 hour a week job".
- Put the water back.
- We need an economic driver for agriculture



## Results by Location

### District 14 - Hanalei, Princeville, Kilauea, Anahola, Kapa'a, Wailua

District 14 covers the north and east side of the island, where the majority of our food production seems to already be happening. The accessibility of agricultural lands and parks is highest here, with Waipa Foundation, Wai Koa Plantation, Kilauea Community Agricultural Center, Moloa'a agricultural areas, DHHL's Anahola Ag Lots, and Kealia Farms leading the way in offering space for farmers.



#### Top Types of Ag Currently Involved In:

1. Agroforestry/Forestry/Orchards
2. Diversified Vegetable/Crop Production
3. Value-Added Processing
4. Small Livestock
5. Nursery/Plants

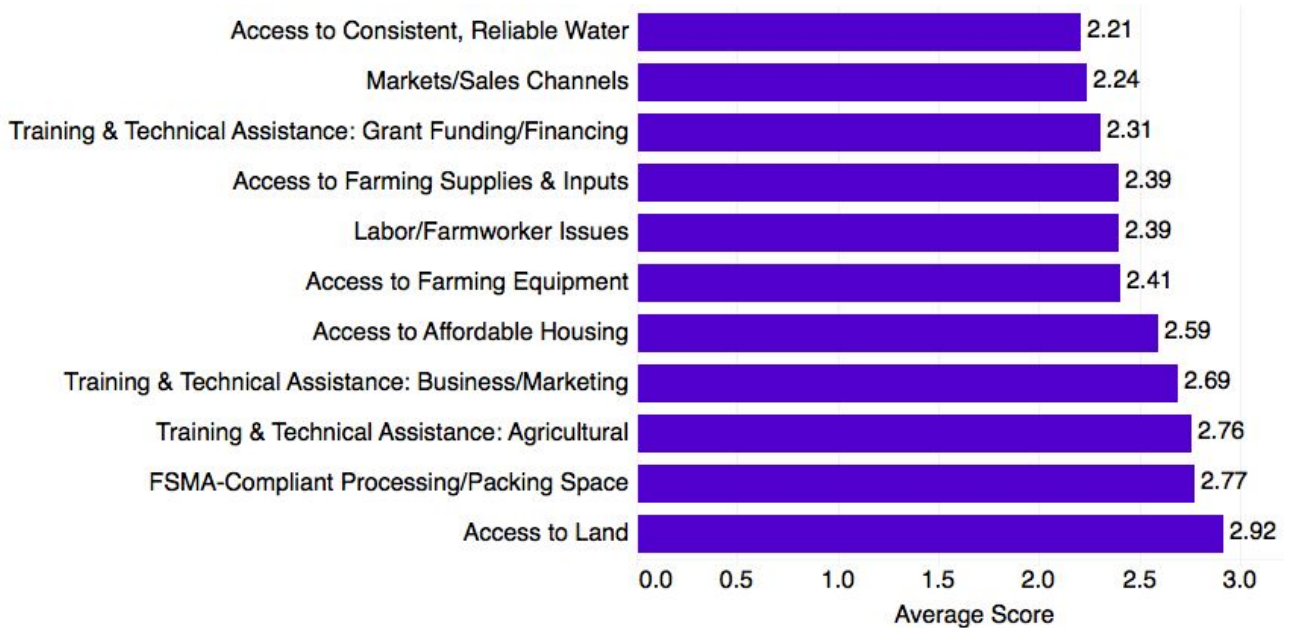
#### Top Types of Ag Desired to Expand to:

1. Value-Added Processing
2. Apiary/Beekeeping
3. Certified Organic
4. Diversified Vegetable/Crop Production
5. Nursery/Plants



### Which are the Most Important Barriers that Need to be Addressed?

We asked farmers and ranchers to rate each barrier individually from 1 (Most Important) to 5 (Not At All Important), and their ranking suggests the following issues as most important to them. Barriers ranked as most important are found at the top of the graph:



### Top Business Skills Interested in Learning:

1. Grant Funding & Financing Options
2. Expanding to Value-Added Products
3. Marketing & Sales  
Agritourism
4. Farm Financials Development/Management  
Farm Business Planning  
Human Resources

### Top Preferred Learning Methods:

1. One-Time Group Workshops/Classes  
1-on-1 On-Farm Consulting/Mentoring
2. On-Farm Tours/Demonstrations  
Multi-Session Educational Programs
3. Panel Discussions/Open Forums/Farmer  
Networking

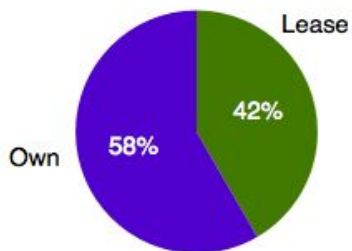
### Do Farmers Feel Aware of all the Programs & Grants Available to Them?



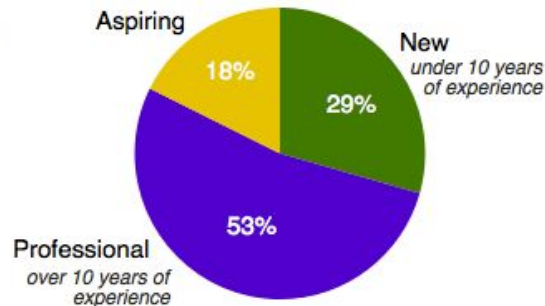


## District 15 - Wailua Homesteads, Hanama'ulu, Lihue, Puhi, Old Koloa Town, 'Oma'o

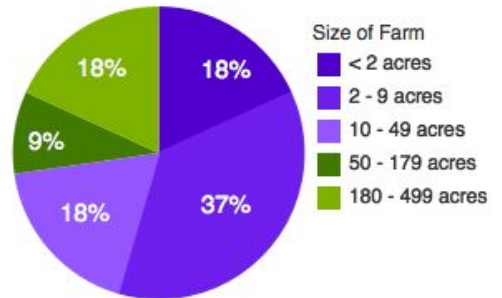
**Own or Lease Farm**



**Farmer Experience Level**



**Farm Size**



### Top Types of Ag Currently Involved In:

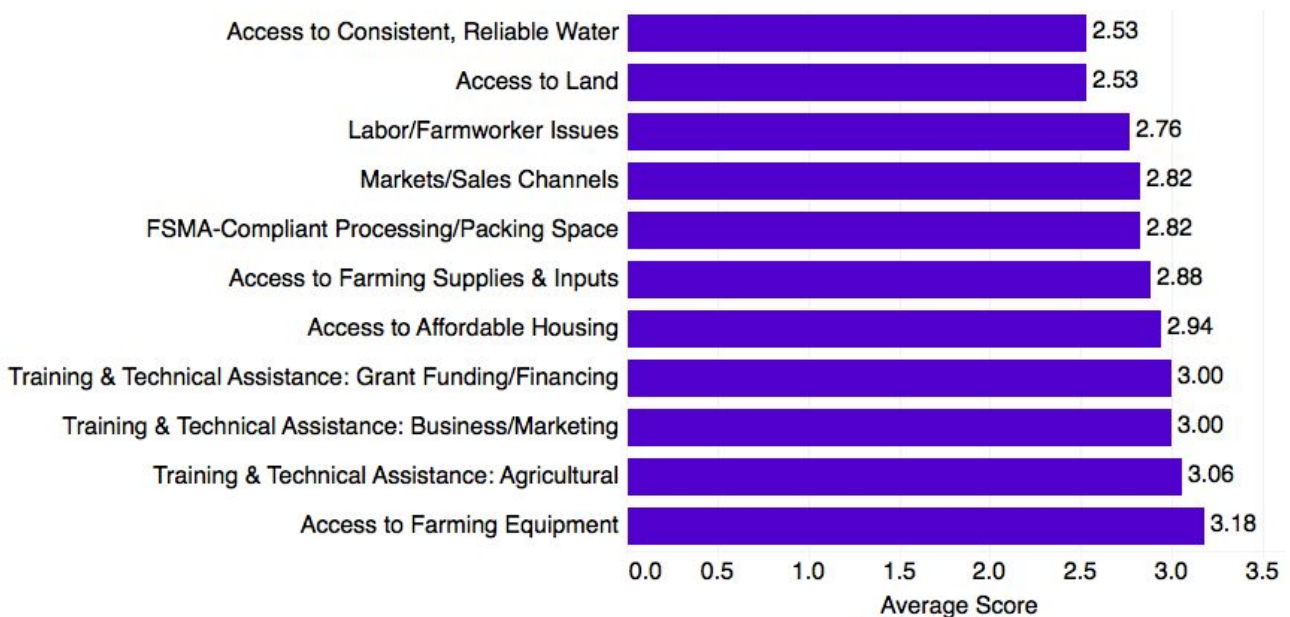
1. Diversified Vegetable/Crop Production
2. Agroforestry/Forestry/Orchards
3. Small Livestock
4. Value-Added Processing
5. Ranching/Cattle  
Nursery/Plants

### Top Types of Ag Desired to Expand to:

1. Diversified Vegetable/Crop Production  
Value-Added Processing
2. Small Livestock  
Apiary/Beekeeping
3. Agroforestry/Forestry/Orchards

### Which are the Most Important Barriers that Need to be Addressed?

We asked farmers and ranchers to rate each barrier individually from 1 (Most Important) to 5 (Not At All Important), and their ranking suggests the following issues as most important to them. Barriers ranked as most important are found at the top of the graph:



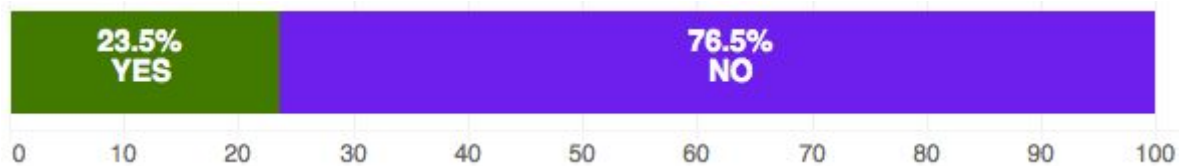
#### Top Business Skills Interested in Learning:

1. Grant Funding & Financing Options
2. Farm Business Planning  
Expanding to Value-Added Products
3. Farm Financials Development/Management  
Legal Compliance/Laws Affecting Farmers  
Marketing & Sales  
Agritourism

#### Top Learning Methods Preferred:

1. 1-on-1 On-Farm Consulting/Mentoring
2. On-Farm Tours/Demonstrations
3. One-time Group Workshops/Classes
4. Panel Discussions/Open Forums/Farmer Networking
5. Multi-Session Educational Programs

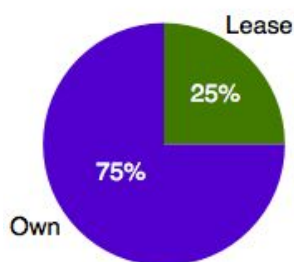
#### Do Farmers Feel Aware of all the Programs & Grants Available to Them?



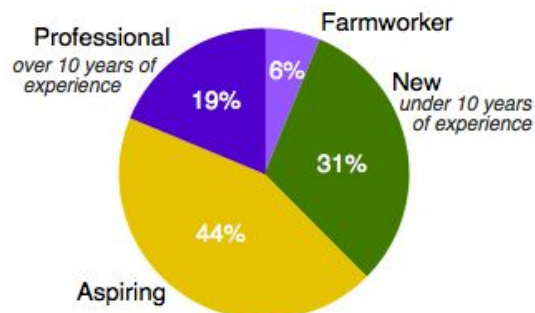
### District 16 - Koloa, Kalaheo, Hanapepe, Waimea, Kekaha, Ni'ihau

District 16 encompasses the west side of the island and had the lowest percentage of professional-level farmers on the island and the highest percentage of aspiring farmers.

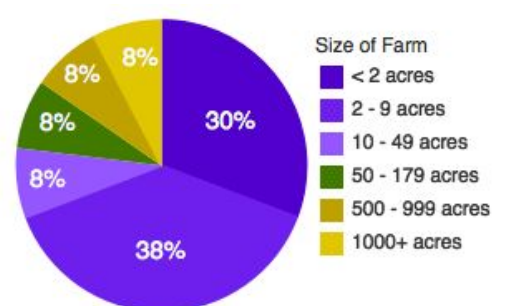
#### Own or Lease Farm



#### Farmer Experience Level



#### Farm Size



#### Top Types of Ag Currently Involved In:

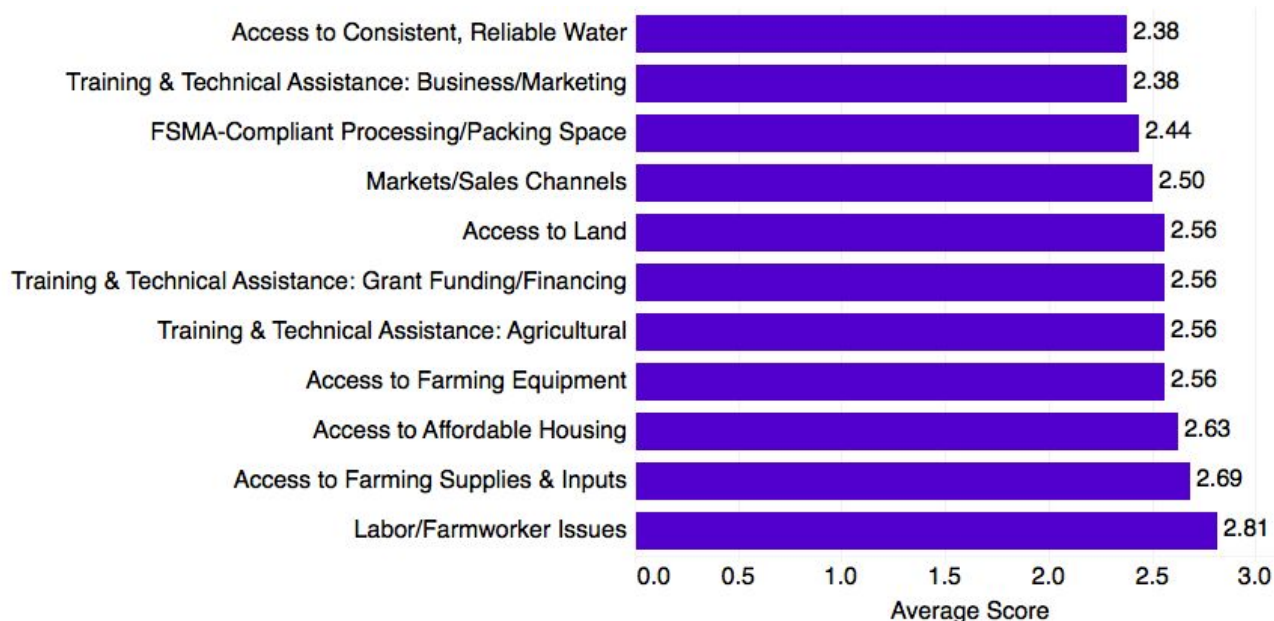
1. Diversified Vegetable/Crop Production
2. Nursery/Plants  
Value-Added Processing  
Agroforestry/Forestry/Orchards
3. Taro Production  
Small Livestock

#### Top Types of Ag Desired to Expand to:

1. Small Livestock
2. Agroforestry/Forestry/Orchards
3. Value-Added Processing
4. Taro Production  
Nursery/Plants  
Diversified Vegetable/Crop Production

### Which are the Most Important Barriers that Need to be Addressed?

We asked farmers and ranchers to rate each barrier individually from 1 (Most Important) to 5 (Not At All Important), and their ranking suggests the following issues as most important to them. Barriers ranked as most important are found at the top of the graph:



### Top Business Skills Interested in Learning:

1. Farm Business Planning
2. Farm Financials Development/Management  
Grant Funding & Financing Options
3. Legal Compliance/Laws Affecting Farmers
4. Marketing & Sales  
Agritourism

### Top Learning Methods Preferred:

1. On-Farm Tours/Demonstrations
2. 1-on-1 On-Farm Consulting/Mentoring
3. Multi-Session Educational Programs  
One-Time Group Workshops/Classes
4. Online Webinars

### Do Farmers Feel Aware of all the Programs & Grants Available to Them?



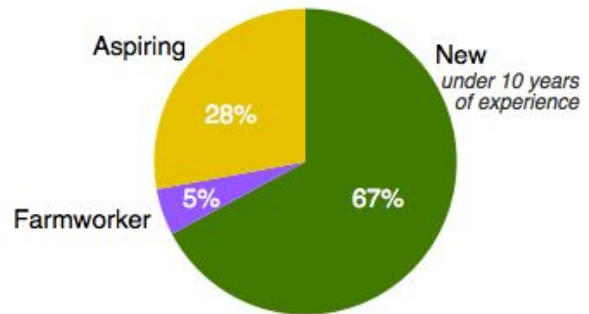


## Results by Experience Level

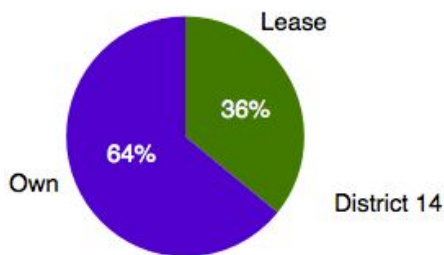
Displayed below are survey results from both professional (10+ years experience) and beginning (<10 years experience) farmers and ranchers. All farmers self-reported their experience levels.

### Beginning

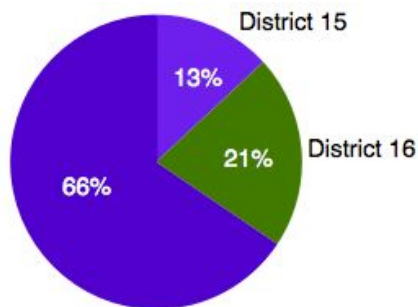
Beginning farmers and ranchers include those who have not operated a farm or ranch, or who have operated a farm or ranch for not more than 10 consecutive years. This category included 17 aspiring farmers, 3 farmworkers, and 41 new, active farmers. 59% of farmers who took our survey identified as beginning.



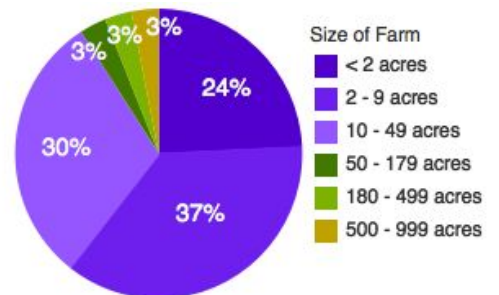
### Own or Lease Farm



### Farmers by District



### Farm Size



### Top Types of Ag Currently Involved In:

1. Diversified Vegetable/Crop Production
2. Agroforestry/Forestry/Orchards
3. Value-Added Processing
4. Small Livestock
5. Taro Production
6. Nursery/Plants

### Top Types of Ag Desired to Expand to:

1. Value-Added Processing
2. Apiary/Beekeeping
3. Small Livestock
4. Diversified Vegetable/Crop Production
5. Certified Organic



### Which are the Most Important Barriers that Need to be Addressed?

We asked farmers and ranchers to rate each barrier individually from 1 (Most Important) to 5 (Not At All Important), and their ranking suggests the following issues as most important to them. Barriers ranked as most important are found at the top of the graph:



### Top Business Skills Interested in Learning:

1. Grant Funding & Financing Options
2. Expanding to Value-Added Products  
Farm Business Planning
3. Farm Financials Development/Management
4. Marketing & Sales

### Top Learning Methods Preferred:

1. 1-on-1 On-Farm Consulting/Mentoring
2. One-Time Group Workshops/Classes
3. On-Farm Tours/Demonstrations
4. Multi-Session Educational Programs
5. Panel Discussions/Open Forums/Farmer Networking

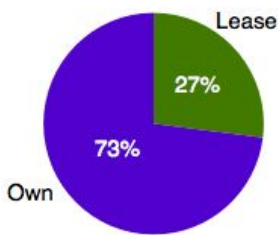
### Do Farmers Feel Aware of all the Programs & Grants Available to Them?



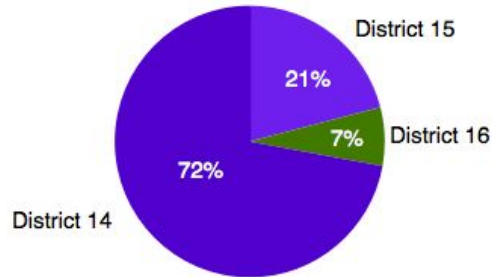
## Professional

Professional farmers include those who have 10 or more years of experience in farming or ranching. 41% of farmers who took our survey identified as professional. Despite their time in the Kaua'i farm industry, the professional farmers surveyed did not feel significantly more aware of resources available to them than beginning farmers.

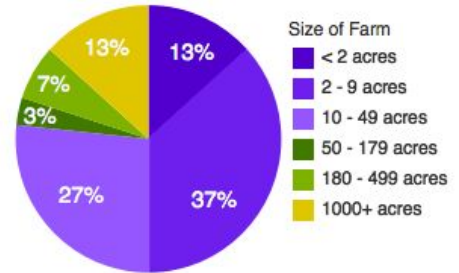
**Own or Lease Farm**



**Farmers by District**



**Farm Size**



### Top Types of Ag Currently Involved In:

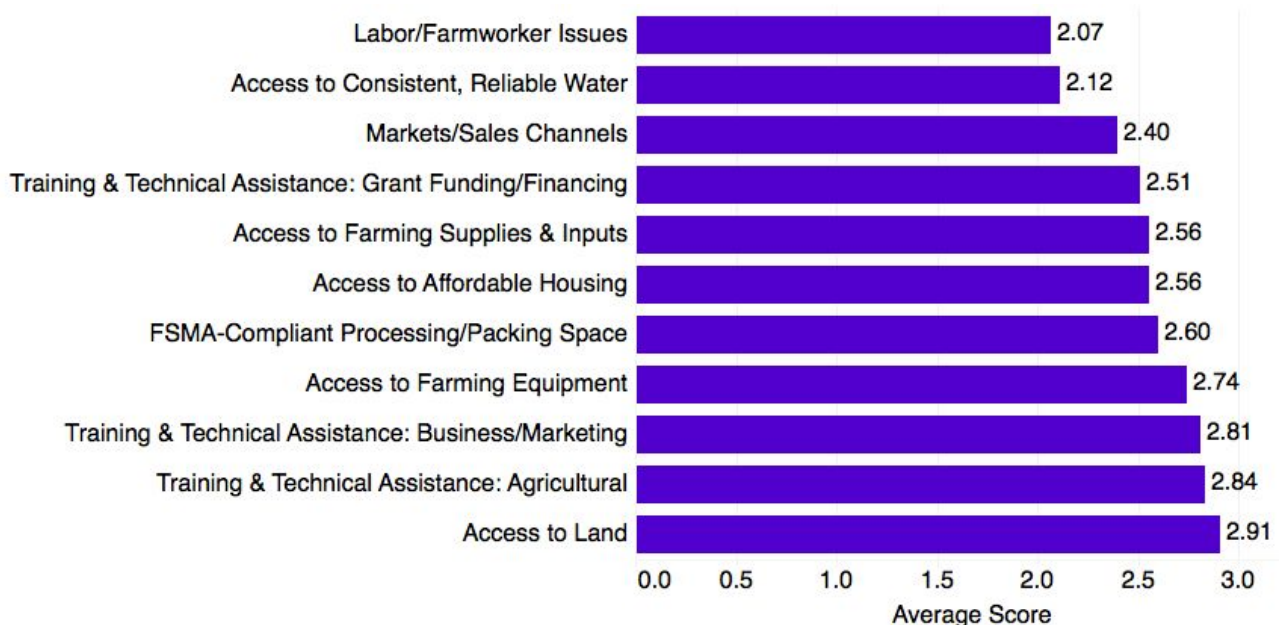
1. Agroforestry/Forestry/Orchards
2. Diversified Vegetable/Crop Production
3. Value-Added Processing
4. Small Livestock
5. Nursery/Plants

### Top Types of Ag Desired to Expand to:

1. Value-Added Processing
2. Apiary/Beekeeping
3. Certified Organic  
Diversified Vegetable/Crop Production
4. Small Livestock

## Which are the Most Important Barriers that Need to be Addressed?

We asked farmers and ranchers to rate each barrier individually from 1 (Most Important) to 5 (Not At All Important), and their ranking suggests the following issues as most important to them. Barriers ranked as most important are found at the top of the graph:



**Top Business Skills Interested in Learning:**

1. Expanding to Value-Added Products  
Grant Funding & Financing Options
2. Human Resources
3. Agritourism
4. Marketing & Sales

**Top Learning Methods Preferred:**

1. One-time Group Workshops/Classes
2. 1-on-1 On-Farm Consulting/Mentoring
3. On-farm Tours/Demonstrations
4. Multi-Session Educational Programs
5. Panel Discussions/Open

**Do Farmers Feel Aware of all the Programs & Grants Available to Them?**



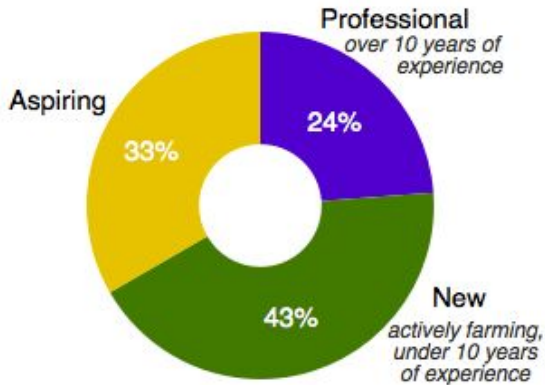


## Results by Special Interest Categories

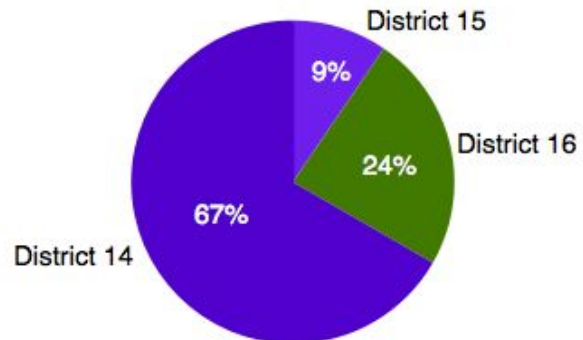
### Native Hawaiian

20% of farmers who completed our survey identified as Native Hawaiian. In the 2012 Ag Census, it was reported that there were 60 farms on Kaua'i (or 19%) with a "Native Hawaiian or Other Pacific Islander" principal operator.<sup>3</sup> Notice that the barriers this group ranked as the most important mirrored those of other surveyed groups, but were classified as more urgent issues by the Native Hawaiian respondents. The top five barriers for Native Hawaiian farmers survey had average ratings of 2 or below, on a scale that rated 1 as Most Important and 2 as Very Important.

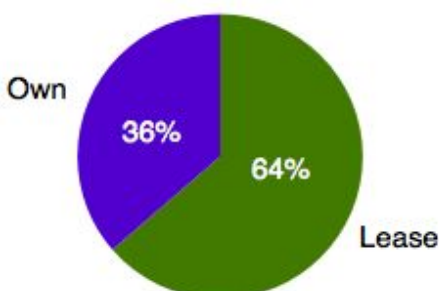
#### Farmer Experience Level



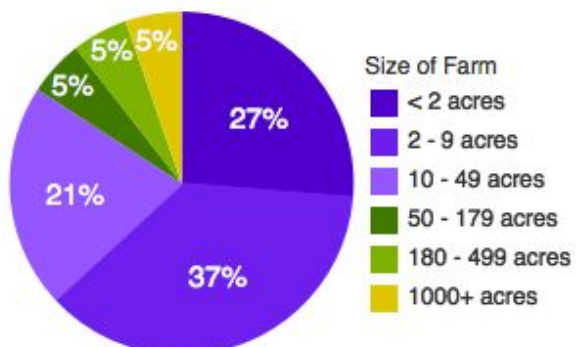
#### Farmers by District



#### Own or Lease Farm



#### Farm Size



<sup>3</sup> [https://www.agcensus.usda.gov/Publications/2012/Full\\_Report/Volume\\_1\\_Chapter\\_2\\_County\\_Level/Hawaii/st15\\_2\\_053\\_055.pdf](https://www.agcensus.usda.gov/Publications/2012/Full_Report/Volume_1_Chapter_2_County_Level/Hawaii/st15_2_053_055.pdf)



#### Top Types of Ag Currently Involved In:

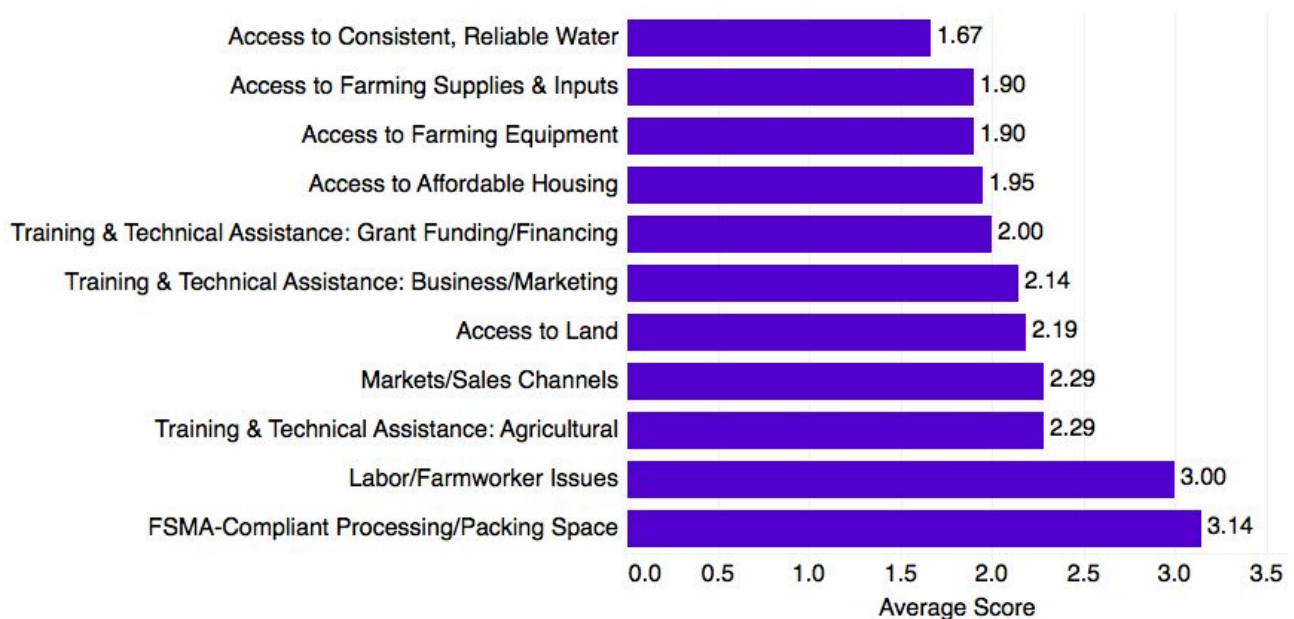
1. Taro Production
2. Nursery/Plants  
Diversified Vegetable/Crop Production
3. Small Livestock
4. Agroforestry/Forestry/Orchards

#### Top Types of Ag Desired to Expand to:

1. Small Livestock
2. Certified Organic  
Nursery/Plants  
Diversified Vegetable/Crop Production  
Value-Added Processing

#### Which are the Most Important Barriers that Need to be Addressed?

We asked farmers and ranchers to rate each barrier individually from 1 (Most Important) to 5 (Not At All Important), and their ranking suggests the following issues as most important to them. Barriers ranked as most important are found at the top of the graph:



#### Top Business Skills Interested in Learning:

1. Grant Funding & Financing Options
2. Expanding to Value-Added Products  
Farm Business Planning
3. Farm Financials Development/Management
4. Obtaining Certifications/Compliance  
Marketing & Sales

#### Top Learning Methods Preferred:

1. Multi-Session Educational Programs  
1-on-1 On-Farm Consulting/Mentoring
2. On-farm Tours/Demonstrations  
One-time Group Workshops/Classes
3. Panel Discussions/Open Forums/Farmer Networking

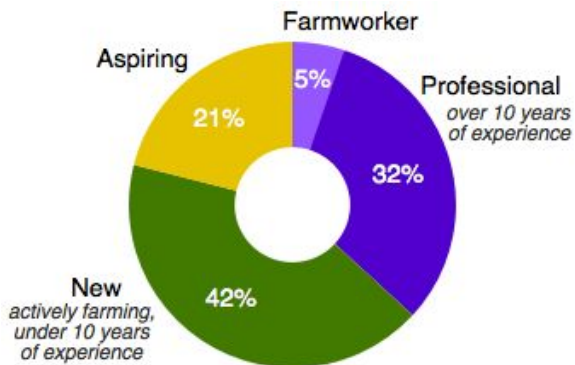
#### Do Farmers Feel Aware of all the Programs & Grants Available to Them?



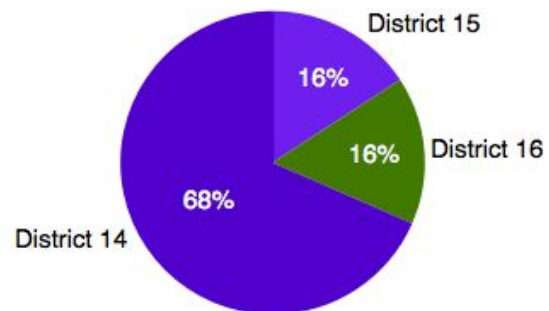
## Socially Disadvantaged

A *Socially Disadvantaged* Farmer or Rancher is defined by the government as a farmer or rancher who has been subjected to racial or ethnic prejudices because of their identity as a member of a group without regard to their individual qualities. Those groups include African Americans, American Indians or Alaskan natives, Hispanics, and Asians or Pacific Islanders, and also includes the Native Hawaiian responses from above.

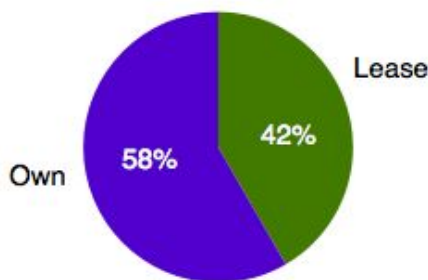
### Farmer Experience Level



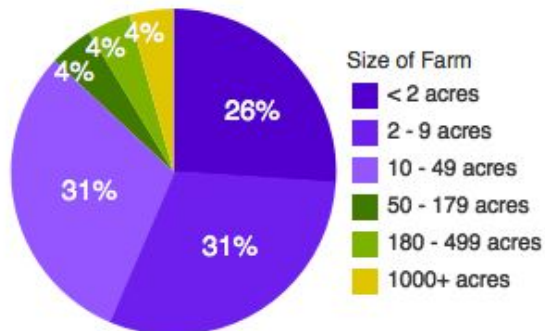
### District Located In



### Own or Lease Farm



### Farm Size



### Top Types of Ag Currently Involved In:

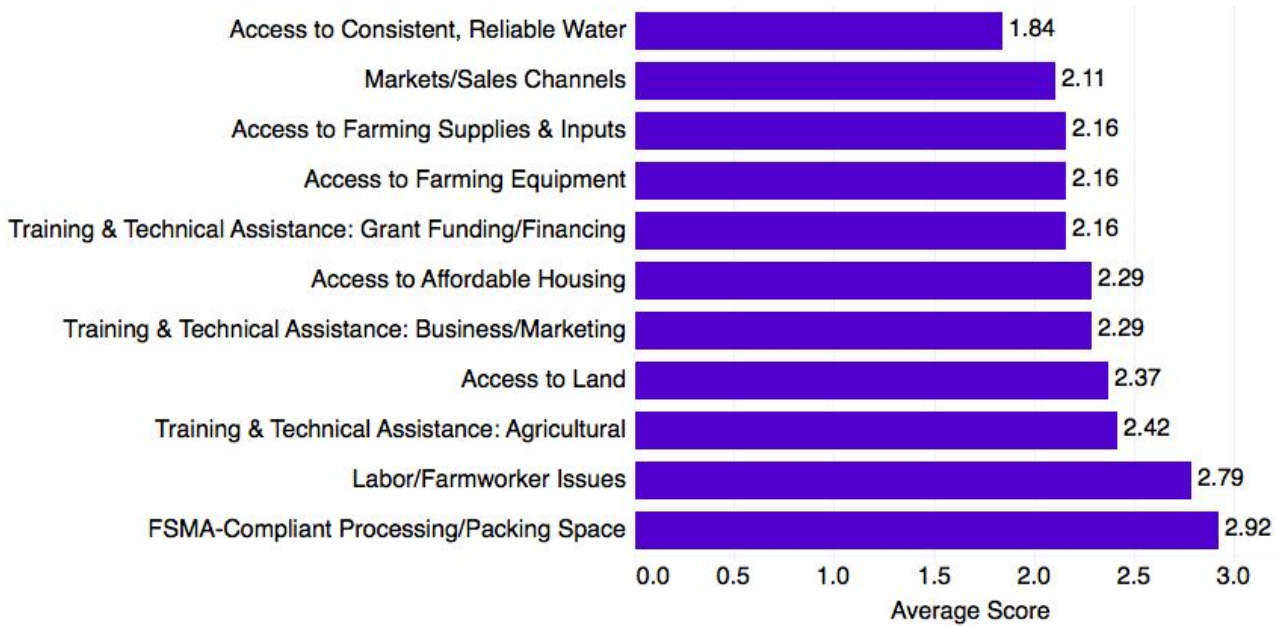
1. Diversified Vegetable/Crop Production
2. Agroforestry/Forestry/Orchards
3. Taro Production
4. Small Livestock
5. Nursery/Plants

### Top Types of Ag Desired to Expand to:

1. Value-Added Processing
2. Certified Organic  
Small Livestock
3. Nursery/Plants
4. Diversified Vegetable/Crop Production

### Which are the Most Important Barriers that Need to be Addressed?

We asked farmers and ranchers to rate each barrier individually from 1 (Most Important) to 5 (Not At All Important), and their ranking suggests the following issues as most important to them. Barriers ranked as most important are found at the top of the graph:



### Top Business Skills Interested in Learning:

1. Grant Funding & Financing Options
2. Expanding to Value-Added Products
3. Farm Business Planning
4. Marketing & Sales
5. Farm Financials Development/Management

### Top Learning Methods Preferred:

1. 1-on-1 On-Farm Consulting/Mentoring
2. Multi-Session Educational Programs
3. On-Farm Tours/Demonstrations
4. Panel Discussions/Open Forums/Farmer Networking

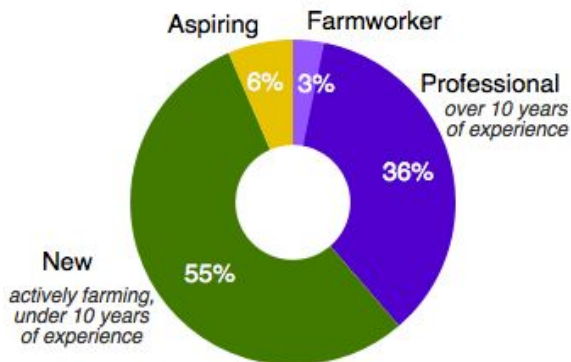
### Do Farmers Feel Aware of all the Programs & Grants Available to Them?



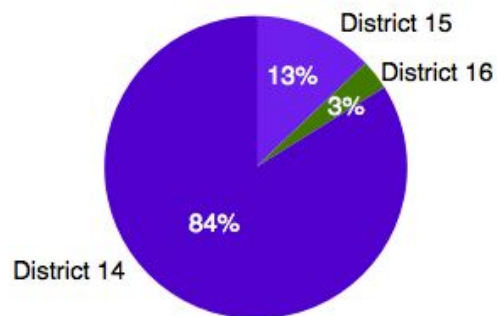
## Limited-Resource

A Limited Resource Farmer or Rancher is a person with direct or indirect gross farm sales not more than \$173,900 (for FY2017) in each of the previous two years. AND A person with a total household income at or below the national poverty level for a family of four or less than 50 percent of county median household income in each of the previous two years. The USDA maintains a definition for the Farm Bill. 30% of farmers who took our survey identified as Limited-Resource.

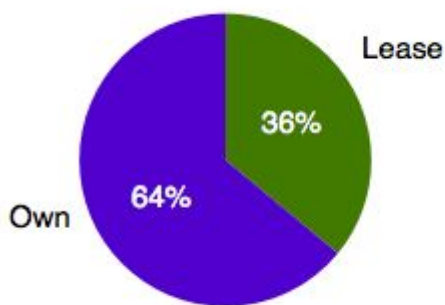
### Farmer Experience Level



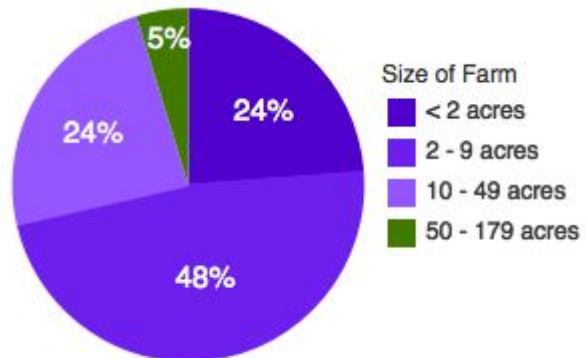
### District Located In



### Own or Lease Farm



### Farm Size



### Top Types of Ag Currently Involved In:

1. Diversified Vegetable/Crop Production
  2. Agroforestry/Forestry/Orchards
  3. Nursery/Plants
  4. Small Livestock
  5. Taro Production
- Apiary/Beekeeping

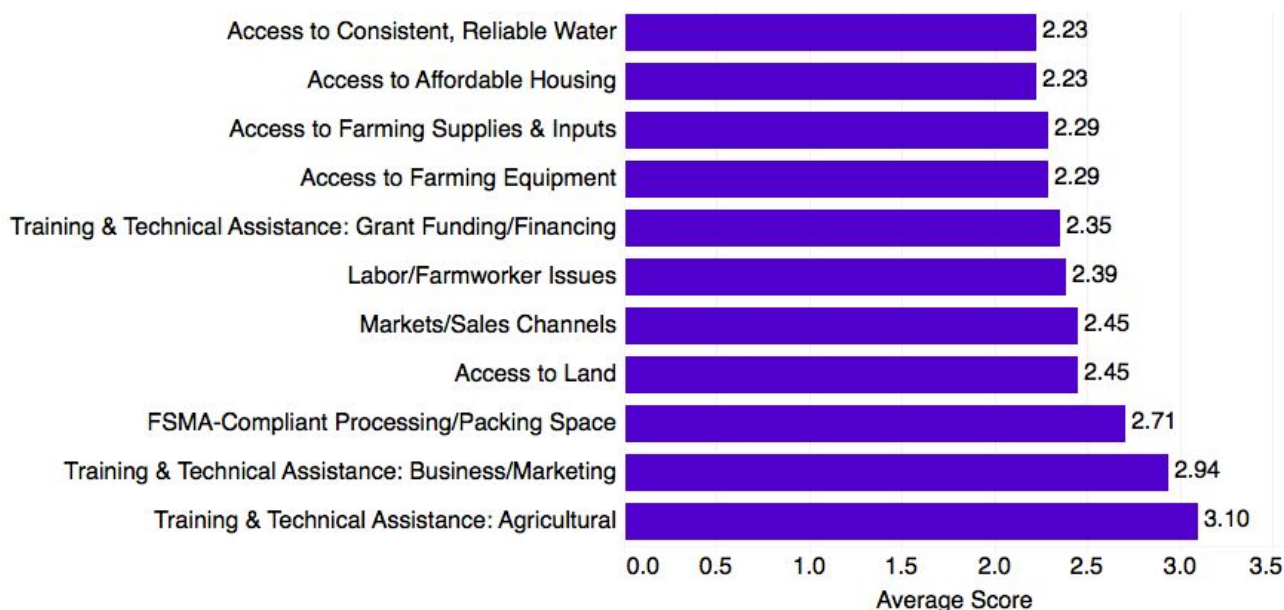
### Top Types of Ag Desired to Expand to:

1. Apiary/Beekeeping
  2. Taro Production
  3. Nursery/Plants
- Certified Organic  
Value-Added Processing  
Small Livestock



### Which are the Most Important Barriers that Need to be Addressed?

We asked farmers and ranchers to rate each barrier individually from 1 (Most Important) to 5 (Not At All Important), and their ranking suggests the following issues as most important to them. Barriers ranked as most important are found at the top of the graph:



### Top Business Skills Interested in Learning:

1. Grant Funding & Financing Options
2. Expanding to Value-Added Products
3. Human Resources  
Legal Compliance/Laws Affecting Farmers
4. Agritourism  
Farm Financials Development/Management

### Top Learning Methods Preferred:

1. One-Time Group Workshops/Classes  
1-on-1 On-Farm Consulting/Mentoring
2. On-Farm Tours/Demonstrations
3. Multi-session Educational Programs
4. Panel Discussions/Open Forums/Farmer  
Networking

### Do Farmers Feel Aware of all the Programs & Grants Available to Them?





## Farming & Ranching Associations on Kauaʻi

There are several farming and ranching professional associates or groups with membership on island who focus on food production. The following groups were identified as the strongest in membership and were responsive to collaboration with this survey:

Hawaiʻi Farmers Union, Kauaʻi Chapter - 67 members

Kalalea-Anahola Farmers Hui - 57 members

Hawaiʻi Tropical Fruit Growers, Kauaʻi Chapter - 50 members

Kauaʻi Cattlemen's Association - 32 members

Kauaʻi Beekeepers Association - 25 members

Hawaiʻi Chocolate & Cacao Association - 3 members

Capacity-building within agricultural organizations is a key area for expansion and investment, as they have built-in memberships of agricultural producers seeking support and growth. Groups reported a variety of funding and technical assistance needs in the areas of website and organizational marketing, grant writing assistance, membership benefits/perks, product/producer marketing, and educational funding support. An effective utilization of funding could be investments into collaborative funding models that build the capacity of these groups to better serve and support their memberships.

*\* All memberships were self-reported from organizational leads; Kauaʻi County Farm Bureau declined to participate*



## Recommendations

**Government & Legislative Support** - Many of the farmer comments and concerns are related to government relations, which could be improved by more comprehensive, two-way communication, as well as more diversified farmer representation on government panels.

**Encourage Collaboration** - Collaboration is essential to moving forward in a thoughtful and strategic way that benefits islandwide food production. The divisiveness of recent political issues, funding competition, and overlapping programs/projects have led to industry relationships that could benefit from mediation or encouragement for strategic collaboration. The County's Office of Economic Development has made a collaborative effort with the Kaua'i Ag. Industry Partnerships Meeting. Further investment into similar efforts will hopefully strengthen relationships to unite food producers towards common goals.

**Address Farmworker Housing Needs** - Several producer comments highlighted challenges with farmworker housing; since the 2010 farmworker housing ordinance, less than a handful of farmworker housing permits have been issued. Due to this, we have re-established a small Farmworker Housing Group that is convening to discuss barriers in the current ordinance. We will continue discussions with all levels of government to identify workable solutions to these issues.

**Invest in Educational Support Services** - Producers were interested in support services and education primarily provided through 1-on-1 On-Farm Consulting/Mentoring, One-Time Group Workshops, and On-Farm Tours/Demonstrations. Technical assistance providers serving a specific region or interest group may examine the results above to assess potential needs for expanded education.

**Open Ag Lands Through Ag Parks** - In areas where collaborative land-based models are present, there is a significant increase in food production and beginning farmers; adding ag park models in other Districts will likely see similar increases in production and farmers.

**Address Water Issues** - Water issues were consistently amongst the top two most critical barriers to success across all sub-segments. Investing time and attention to water issues that may prevent production expansion will be critical to agricultural growth.

**Value-Added Production / Markets & Sales Channels** - Value-added production and developing markets and sales channels were also consistently in the top areas of interest by all categories. Shorter-term solutions for increasing accessibility to production space would be beneficial to meeting farmer needs, as would collaborative marketing and distribution strategies.

**Increase Awareness of Grants & Funding** - Although many programs exist to support farmers and ranchers, current outreach efforts are not effective and need to be expanded at the grassroots level.